

042-5190-0

4

3

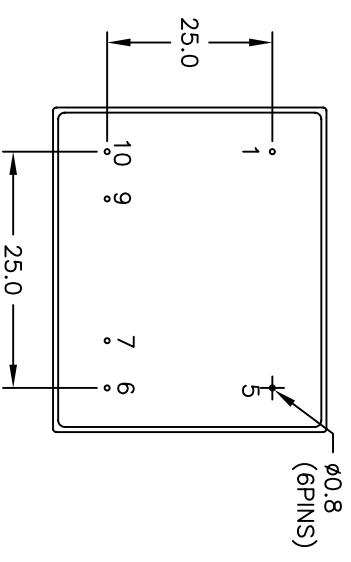
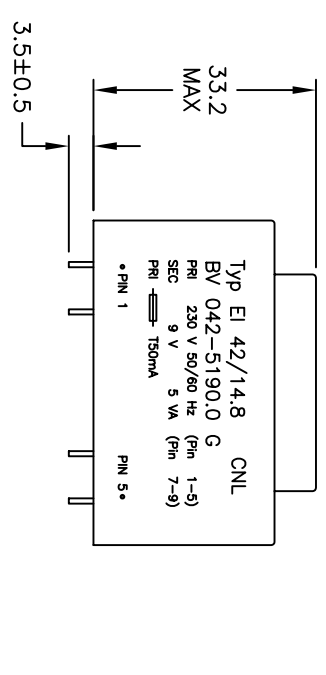
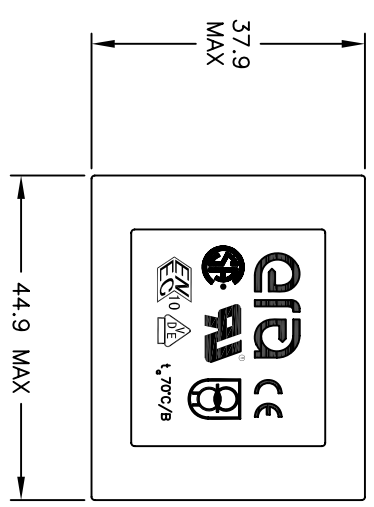
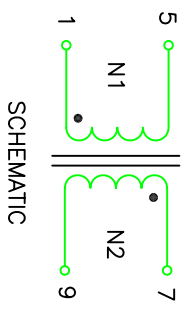
2

1

NOTE:
 (FOR REFERENCE ONLY. USED FOR CUSTOMER INFORMATION)
 UNLESS OTHERWISE SPECIFIED, TESTING IS PERFORMED AT 25°C±5°C.

ITEM	SPECIFICATION	TEST CONDITIONS	VALUE	UNIT
1	I _o : @ NO LOAD	INPUT 230 V, 50Hz	MAX 33.60	mA
2	P _{wO} : @ NO LOAD	INPUT 230 V, 50Hz	MAX 2.00	W
3	U _o : @ NO LOAD	INPUT 230 V, 50Hz	12.00±5%	V
4	I _e : CURRENT WITH LOAD	INPUT 230 V, 50Hz	MAX 46.40	mA
5	P _{wE} : @ WATTAGE WITH LOAD	INPUT 230 V, 50Hz	MAX 11.30	W
6	U _o : NOMINAL LOAD	INPUT 230 V, 50Hz AT LOAD 556 mA	9	V
7	HI-POT: (1,5) TO (7,9)	/	4000VAC, 2 SEC	

- MECHANICAL SPEC NOTES:
1. ALL DIMENSIONS ARE IN MM.
 2. ALL PIN LENGTH DON'T INCLUDE TIN ICICLE.



A

B

C

D

A

B

C

D

4

3

2

1

13027204

DWG. NO.

042-5190-0

SHEET

1 OF 1

REV
13